



Level 6 Pyramids

Spotting (Rulebook, Premier Pyramids Rule B.)

For 2-½ high pyramids:

- There must be a spotter in front and back for each person on the top level.
- Spotters may stand slightly to the side but must remain in a position to adequately spot the top person.
- The spotter(s) must be in position the entire time the top person(s) is at the 2-½ high level(s).
- Spotters must maintain visual contact with the top person the entire time the top person is at the 2-½ high level.
- Spotters may not be a primary support of the pyramid.

In combination with the relevant provisions of the Spotter Definition Rulebook, paragraph 105:

- Must be in direct contact with the performing surface.
- Can not stand so that their torso is under a stunt.
- A spotter may grab the wrist(s) of the base(s), other parts of the base(s) arms, the top person(s) legs/ankles, or does not have to touch the stunt at all. The spotter may not have both hands under the sole of the top persons foot / feet or under the hands of the bases. The spotter may have one hand under the foot as long as the other hand is placed either at the back wrist of a base or at the back side of the ankle of the top person.
- All Spotters must be your own teams members and be trained in proper spotting techniques.

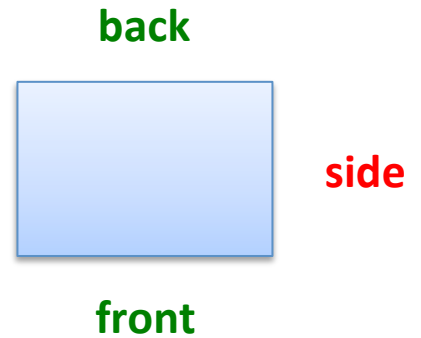


Level 6 Pyramids

Spotter Positioning (1)

There must be a spotter in front and back for each person on the top level.

Spotters may stand slightly to the side but must remain in a position to adequately spot the top person.



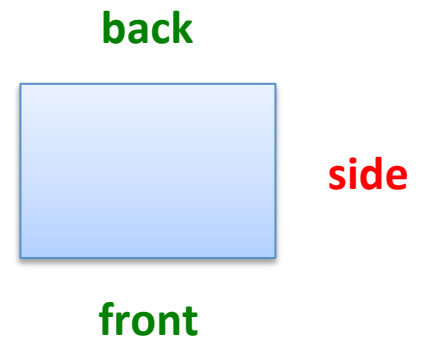


Level 6 Pyramids

Spotter Positioning (2)

There must be a spotter in front and back for each person on the top level.

Spotters may stand slightly to the side but must remain in a position to adequately spot the top person.





Level 6 Pyramids

Spotter Positioning (3)

A Spotter cannot stand so that their torso is under a stunt.





Level 6 Pyramids

Spotter Grips

Spotters may not be a primary support of the pyramid. Therefore, a spotter may not have both hands under the sole of the top person's foot / feet or under the hands of the bases (because then they would be a base, not a spotter).



Left hand on wrist, right hand on top's leg



Left hand under sole, right hand on top's leg



Left hand on ankle, right hand under sole



Both hands under the top's soles



Level 5

Single Base Stunt with Spotter

Spotter Definition (Rulebook paragraph 105.)

A person whose primary responsibility is the protection of the head and shoulders area of a top person during the performance of a stunt / toss.

- The spotter must be positioned to the side or the back of the stunt / toss.
- Must be in direct contact with the performing surface.
- Must be attentive to the skill being spotted.
- Spotter is required for each extended stunt.
- Must be in the proper position to prevent injuries and does not have to be in direct contact with the stunt.
- Can not stand so that their torso is under a stunt.
- A spotter may grab the wrist(s) of the base(s), other parts of the base(s) arms, the top person(s) legs/ankles, or does not have to touch the stunt at all. The spotter may not have both hands under the sole of the top persons foot / feet or under the hands of the bases. The spotter may have one hand under the foot as long as the other hand is placed either at the back wrist of a base or at the back side of the ankle of the top person.
- All Spotters must be your own teams members and be trained in proper spotting techniques.
- Spotters may also be counted as a base in some cases (e.g. transitional stunts).

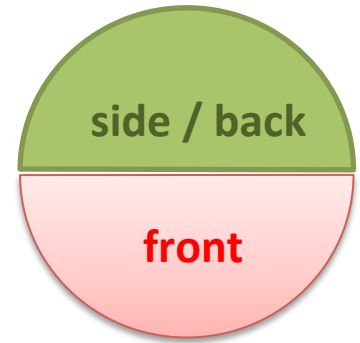


Level 5

Single Base Stunt with Spotter

Spotter Positioning (1)

The spotter must be positioned to the side or the back of the stunt / toss.







Level 5

Single Base Stunt with Spotter

Spotter Positioning (2)

A spotter can not stand so that their torso is under a stunt.






Level 5

Single Base Stunt with Spotter

Spotter Positioning (3)

A spotter can not stand so that their torso is under a stunt.





Level 5

Single Base Stunt with Spotter

Spotter Grips (1)

A spotter may grab the wrist(s) of the base(s), other parts of the base(s) arms or the top person(s) legs/ankles.



Both hands on base's wrists



Both hands on top's ankles



Level 5

Single Base Stunt with Spotter

Spotter Grips (2)

The spotter may not have both hands under the sole of the top persons foot / feet or under the hands of the bases.



Both hands under the top's sole



Back hand under the hand of the base, front hand under the top's sole



Level 5

Single Base Stunt with Spotter

Spotter Grips (3)

The spotter may have one hand under the foot as long as the other hand is placed either at the back wrist of a base or at the back side of the ankle of the top person.



Back hand on ankle, front hand under sole



Back hand on wrist, front hand under sole



Back hand under base's hand, front hand on ankle